

For information about previous releases, visit [our website](#).

March 28, 2023 Version 2023.06

Feature enhancements

Contract invoices - Updating values

When you add a record, such as a change order, that affects the value of a superseded contract invoice, the SOV remains locked in the superseded contract invoice, but you can still edit other information, such as the Paid Date, without an error.

In the latest contract invoice, an error is displayed if the record causes the sum of the SOV to exceed the contract value for this period.

Subcontract Change Order - 004		Westminster Office Campus		
SC0				
SUBCONTRACT CHANGE ORDER		COMMENTS	CONTACT INFORMATION	HISTORY
Cost Time	8,000.00 <small>original contract</small>	0.00 0 Days <small>changes to date</small>	-1,000.00 0 Days <small>this change</small>	7,000.00 <small>contract to this co</small>

Contract Invoice - 004		Westminster Office Campus			
The sum of Scheduled Value for all Contract Invoice Items may not exceed Contract Value this Period.					
CONTRACT INVOICE		COMMENTS	FINANCIAL SUMMARY	CONTACT INFORMATION	HISTORY
	7,000.00 <small>contract value this period</small>	3,600.00 <small>previous invoices</small>	3,600.00 <small>current due</small>	-200.00 <small>balance to invoice</small>	

Resolved issues

- When a report is generated and saved to the File Library, an error is no longer displayed when the report is opened. (CN 03315154 / CN 03315372 / PS-39079)

March 18, 2023 Version 2023.05

Feature enhancements

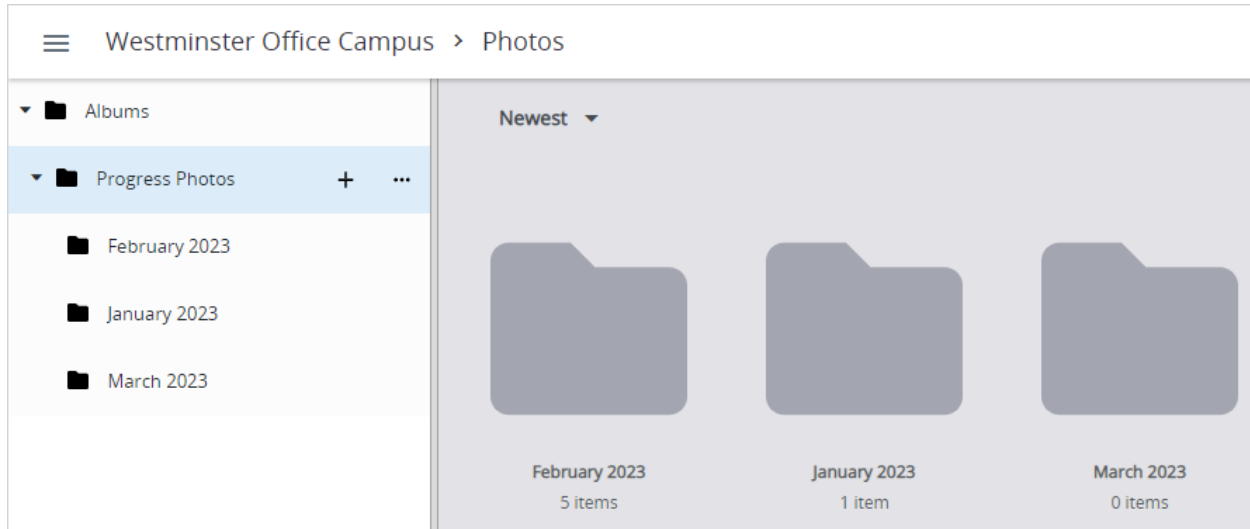
Photos module

This preview release of the new Photos module includes creating albums and uploading and viewing photos. Additional capabilities, including automatic upload of photos captured in records, are currently under development. Please take a look and [let us know](#) what improvements you would like to see.

To get started, your portfolio administrator can turn on the new Photos module in the portfolio settings.

In the Photos module, you use photos to:

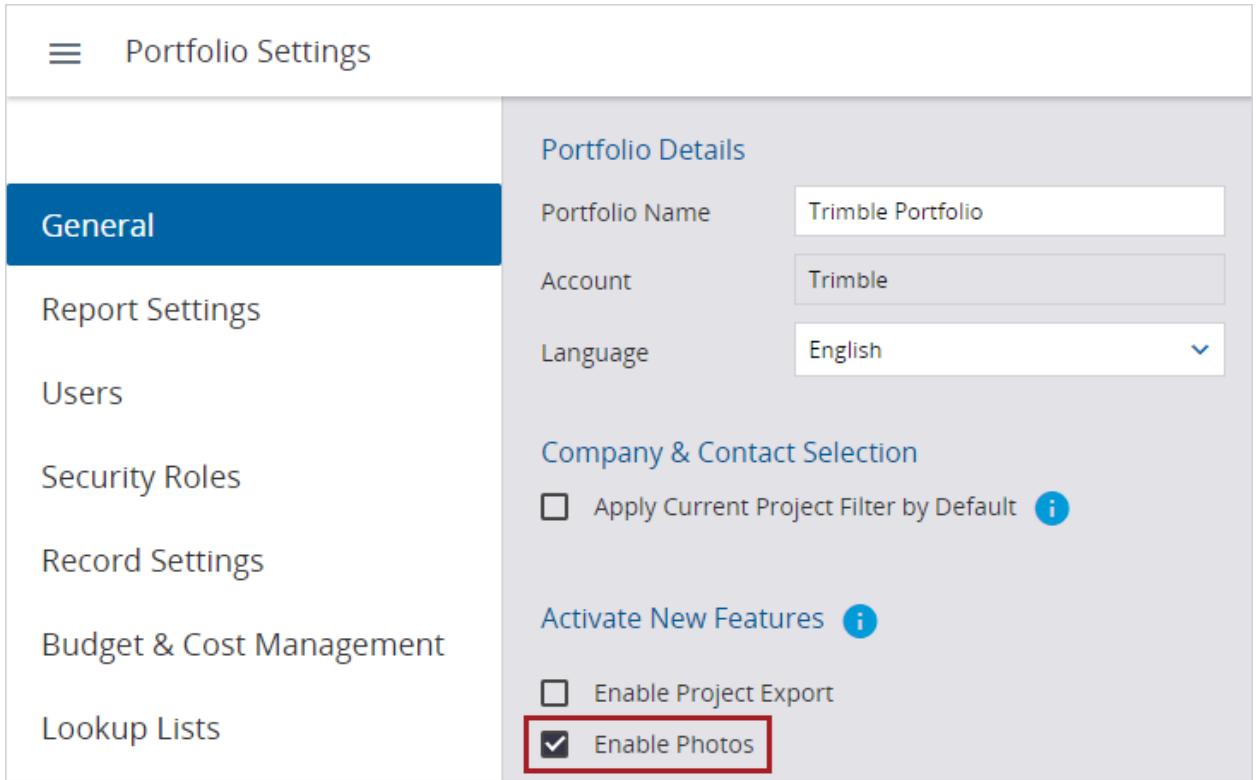
- Describe construction activities and confirm events.
- Provide a visual job history through before and after shots.
- Identify site conditions or potential hazards.



Photos module

To start using the Photos module

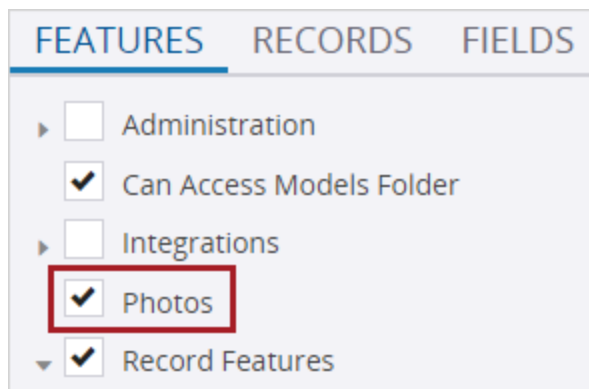
1. Turn on the feature in the portfolio settings.



Feature activation for the Photos module in the portfolio settings

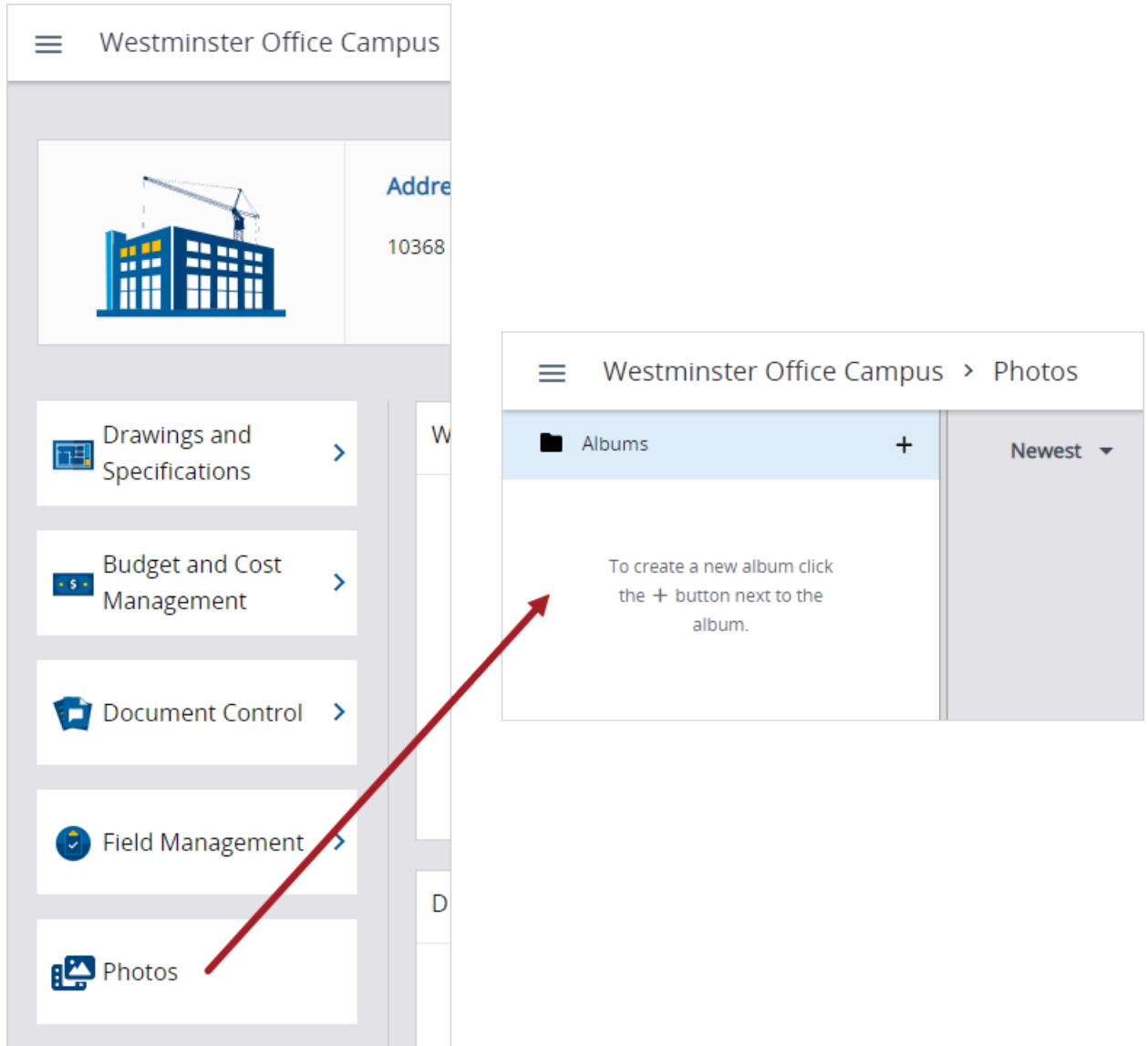
Note:

The Photos feature permission is granted automatically to each security role.



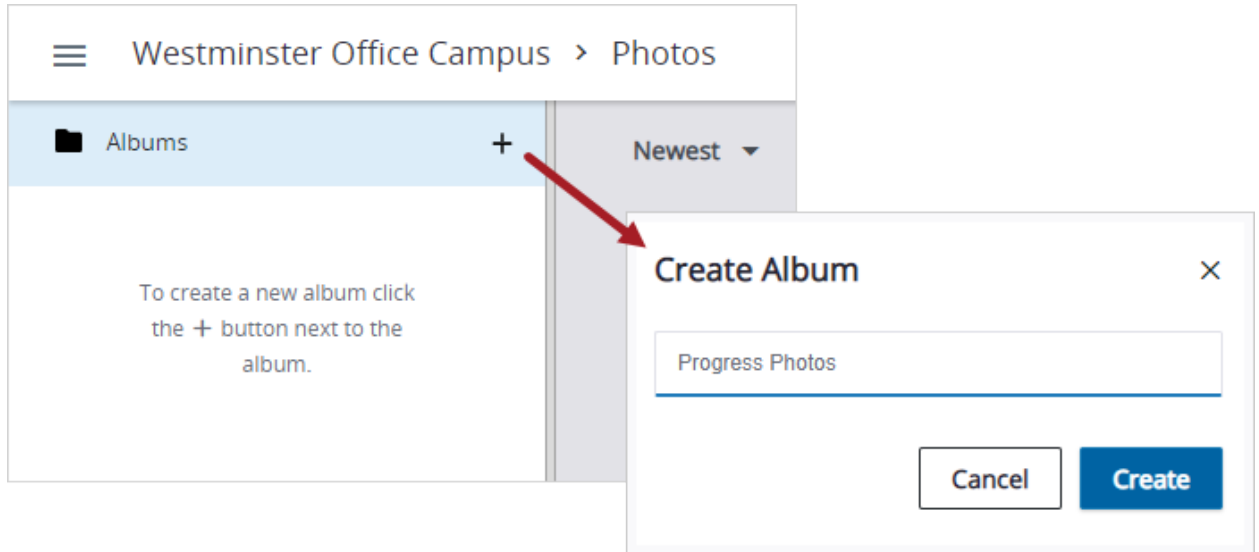
Photos feature permission in a security role

2. In the project, open the Photos module.



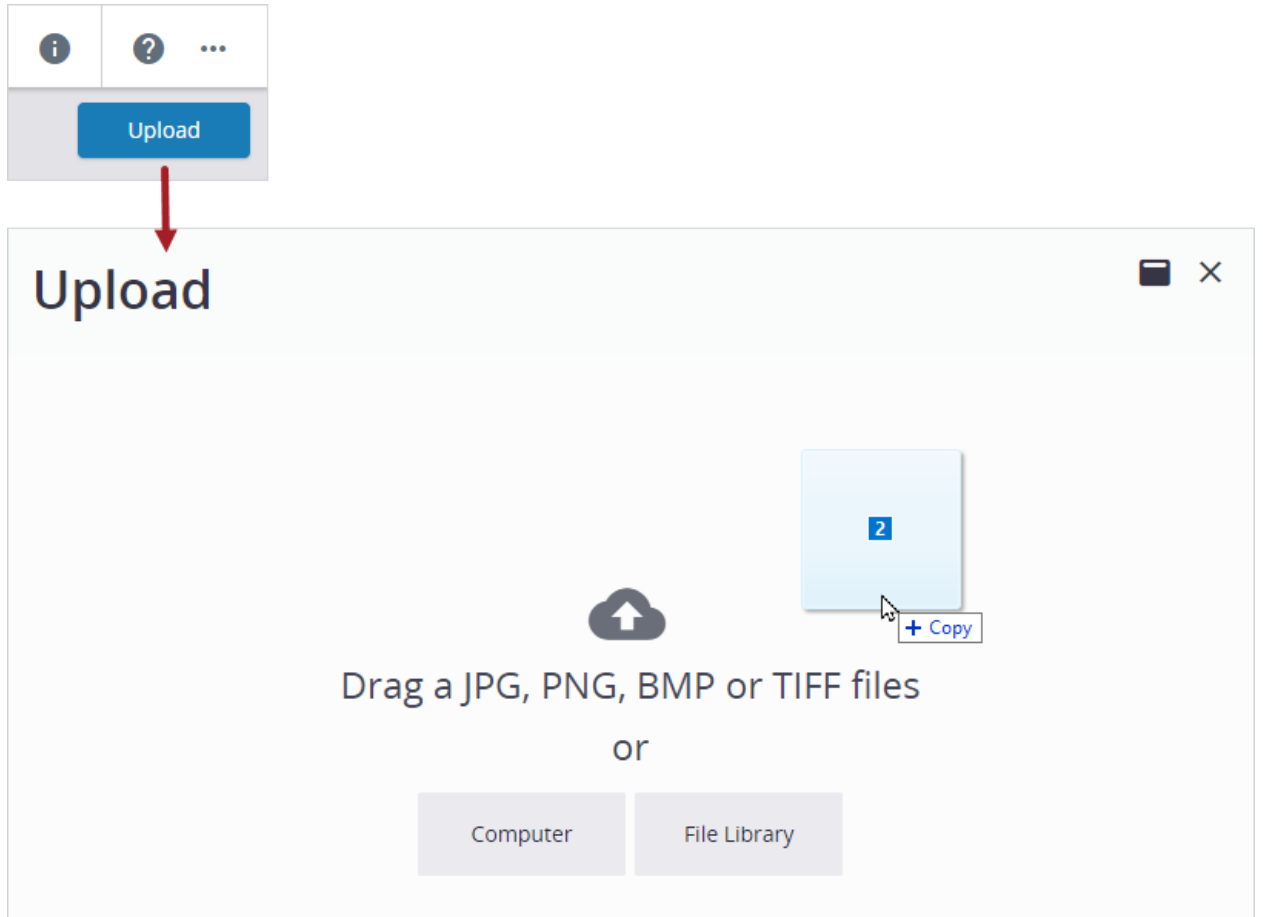
Opening the Photos module from the dashboard

3. Create an album.



Creating an album

4. Upload photos to the new album.



Uploading photos to an album

Checklists - Nomenclature

In the portfolio and project settings, you can change the labels for the optional results selector.

Portfolio Settings > Checklists

General

Custom Fields

Field Attributes

Checklist Nomenclature

Template Nomenclature

Notifications

Reports

Workflow

Checklist Nomenclature

System Name	Nomenclature
- Checklist Item	
Checklist Item (Single Record)	Checklist Item
Checklist Items (Multiple Records)	Checklist Items
Comments (Tab)	Comments
Description	Description
Sort Order	Sort Order
Status	Status
Value	Value
N/A (Option)	N/A
No (Option)	No
Yes (Option)	Yes

CHECKLIST APPROVALS HISTORY

INSPECTION

Check nameplate details against data sheets

Yes	No	N/A
-----	----	-----

Nomenclature for optional results selector

Change order requests - Report .xsd files

In *PotentialCOItems_ForCOR_WithBudgetCodeDetails.xsd*, the Budget Code Description field has been added.

Resolved issues

- When a drawing from the File Library is uploaded into a drawing set, the drawing is no longer temporarily duplicated. (CN 03226880 / PS-37203)
- When the type of contract is a subcontract, the button label has been corrected to "Create SCO" on the Change Orders tab. (CN 03270190 / PS-38510)

- A security role that is not assigned to any users can now be deleted. (CN 03288865 / PS-38517)
- When a scheduled report is generated from a filtered record view, the report only contains the records from the filtered view. (CN 03302694 / PS-38841)
- When Trimble Connect is the file management system, and a linked file is downloaded from a checklist, an error is no longer displayed. (CN 03308417 / CN 03308595 / PS-38921)
- When Trimble Connect is the file management system (FMS), and a file is linked from the FMS, or the FMS is opened, the root of the Trimble Connect folder structure is displayed. In addition, the "Root Folder" list has been renamed to "Parent Folder for Quick Uploads" in the project settings. (CN 03278498 / PS-38321)

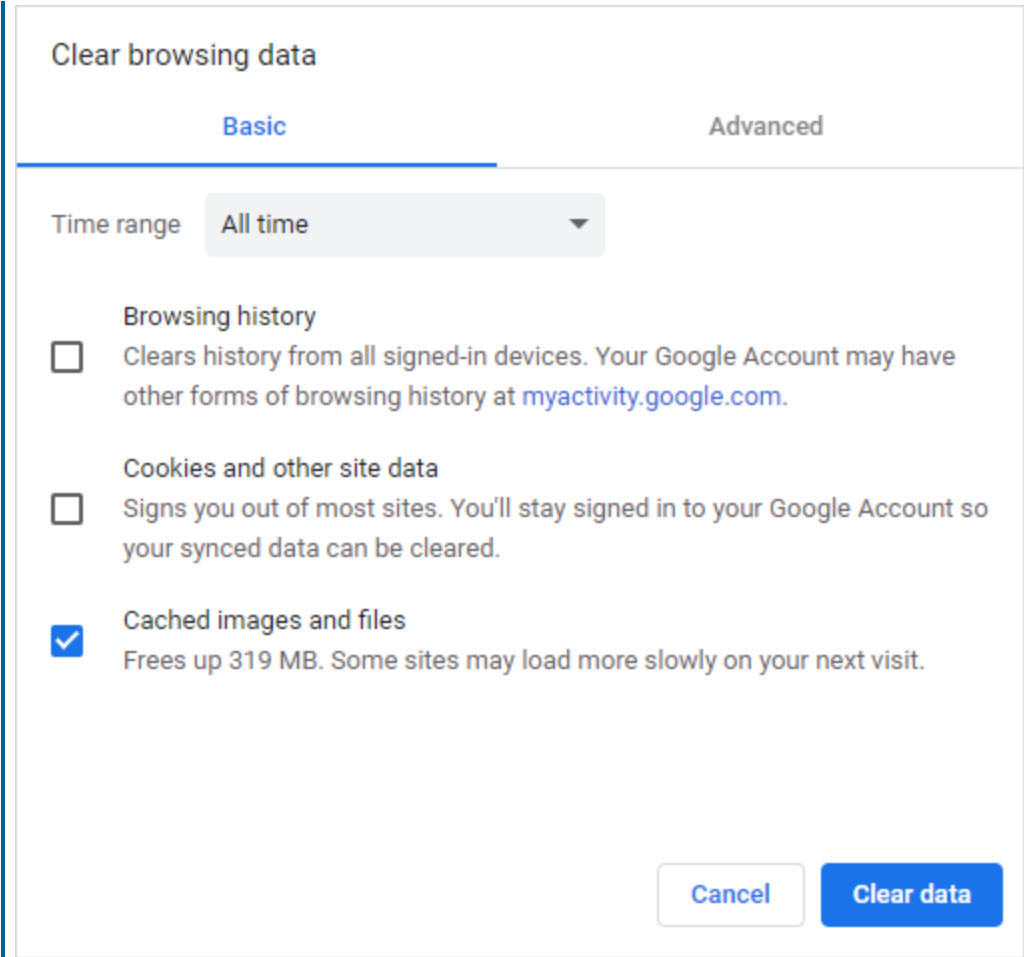
March 11, 2023 Version 2023.04

Feature enhancements

Note:

To prevent potential errors, please clear your browser cache before you use ProjectSight. To clear the cache, press **Ctrl + Shift + Del**, and ensure that **Cached images and files** (Chrome / Edge) or **Cache** (Firefox) is selected.

Example

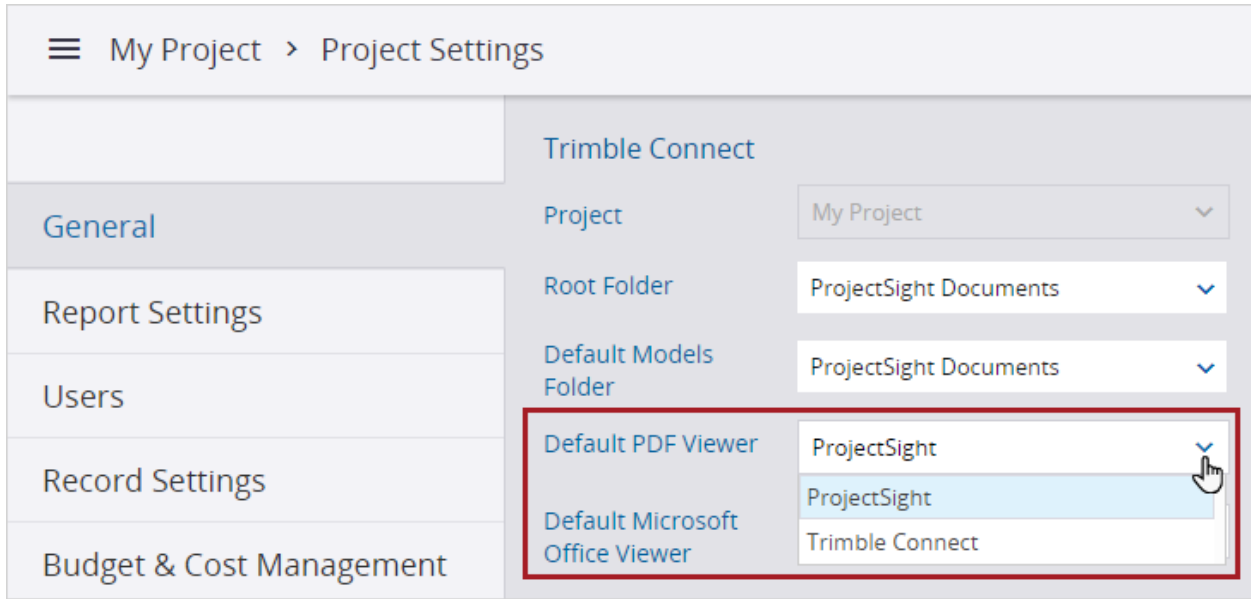


Clearing the browser cache in Chrome

Trimble Connect - Default viewer for PDFs

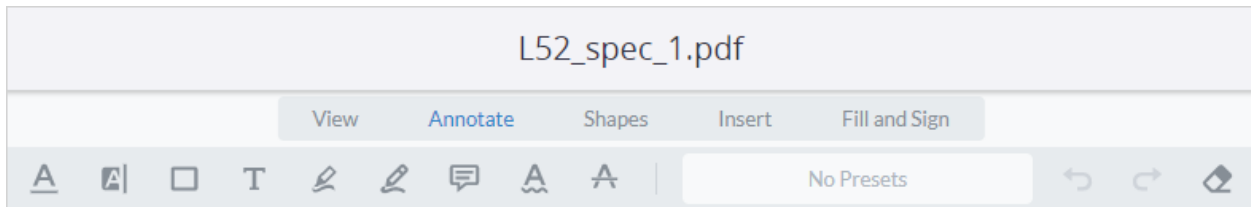
This is a preview feature that's only available to selected users.

If Trimble Connect is the file management system, you can set the default PDF viewer for files that are opened from reports, notifications, and linked records and drawings.



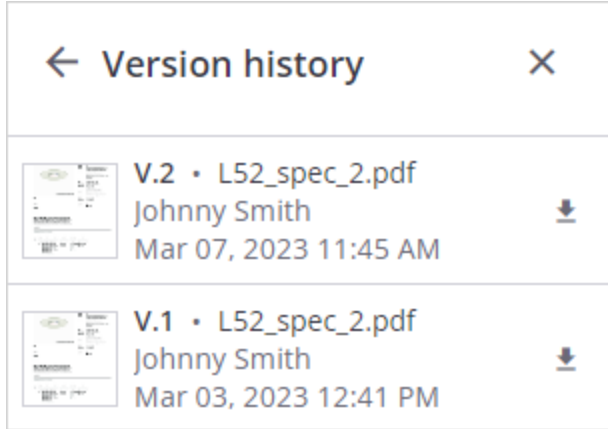
Project setting for default PDF viewer

If you select ProjectSight, you can view and add annotations to PDFs in the ProjectSight PDF viewer.



Annotation tools in the ProjectSight PDF viewer

When you save the PDF in the ProjectSight PDF viewer, a new version of the file is created in Trimble Connect.

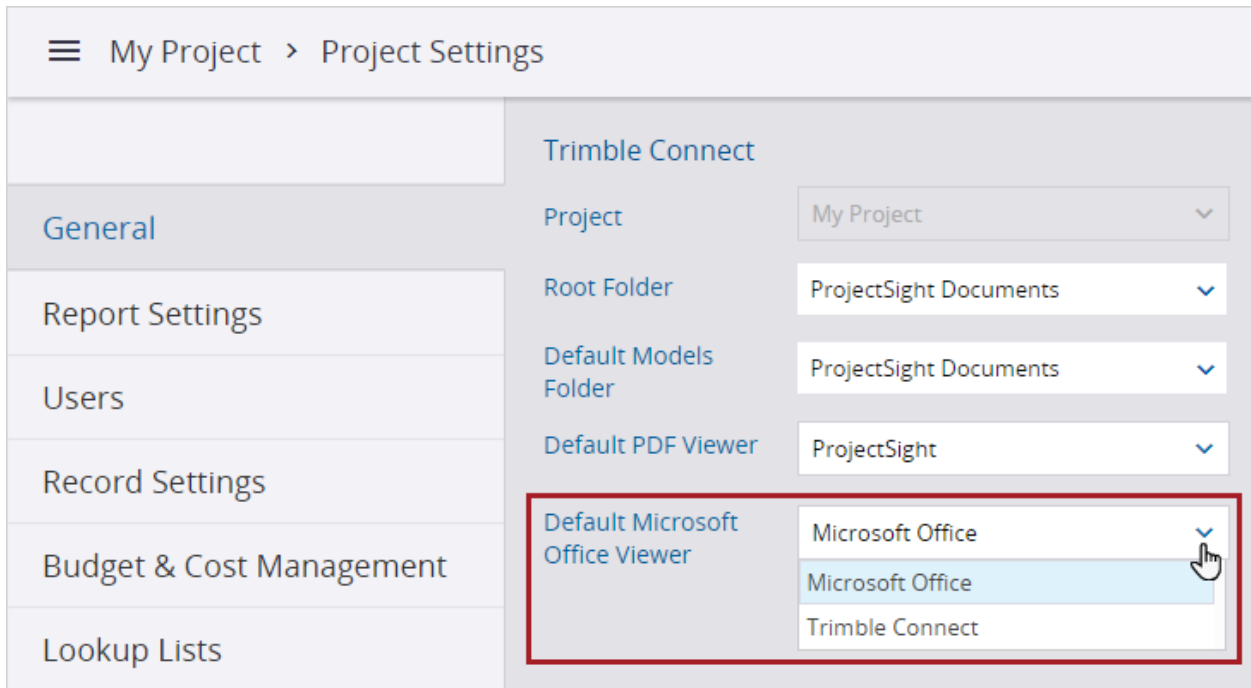


Version history in Trimble Connect

Trimble Connect - Default viewer for Microsoft Office files

This is a preview feature that's only available to selected users.

If Trimble Connect is the file management system, you can set the default viewer for Microsoft Office files that are opened from reports, notifications, and linked records and drawings,



Project setting for default Microsoft Office viewer

If you select Microsoft Office as the default viewer:

- .doc and .docx files are opened in Microsoft Word.
- .xls and .xlsx files are opened in Microsoft Excel.
- .ppt and .pptx files are opened in Microsoft PowerPoint.
- .vsdx files are opened in Microsoft Visio.

Resolved issues

- When a specification document has the % symbol in the file name and is uploaded to a specification set, the spec set is created successfully. (CN03295994 / PS-38700)